

**KHSAA TITLE IX
ANNUAL REPORT SUBMISSION
STATUS REPORT
2010-2011**

KHSAA
Form T65
Revised
3/2011

REVISED

TO: KHSAA Member School Superintendents, Principals, and Athletic Directors

FROM: Julian Tackett, Commissioner
Darren Bilberry, Assistant Commissioner

DATE: June 30, 2011

School	Madison Southern	Reviewed by	Gordon Bocock
--------	------------------	-------------	---------------

The following is a status report regarding the required 2010 - 2011 Title IX Annual Report submission of forms due into the KHSAA office by April 15, 2011. Appropriate KHSAA Audit Team personnel have reviewed these forms and the following is a summary of this review.

I. Checklist of Forms properly submitted in a satisfactory manner:

<input checked="" type="checkbox"/>	GE 19 (Annual Verification)	<input checked="" type="checkbox"/>	T-35 (Budget Expenses)
<input checked="" type="checkbox"/>	T-1 (Summary Program Chart 1)	<input checked="" type="checkbox"/>	T-36 (Budget Expenses)
<input checked="" type="checkbox"/>	T-2 (Summary Program Chart 2)	<input checked="" type="checkbox"/>	T-41 (Checklist – Overall Interscholastic Program)
<input checked="" type="checkbox"/>	T-3 (Summary Program Chart 3)	<input checked="" type="checkbox"/>	T-60 (Corrective Action Plan)
<input checked="" type="checkbox"/>	T-4 (Summary Program Chart 4)	<input checked="" type="checkbox"/>	T-63 (Interscholastic Survey Results)

II. Status

A.	2010– 2011 Forms are satisfactory and no further information or action is necessary at this time.
B.	Errors have been noted with respect to the following forms:
C.	The following forms were omitted and must be submitted by school representatives:
D.	According to the 2010-2011 data, the school appears to be meeting the standards established in: <input checked="" type="checkbox"/> Test 1 (Athletic participation is proportionate to enrollment) <input type="checkbox"/> Test 2 (History and continuing practice of program expansion) <input checked="" type="checkbox"/> Test 3 (Full and effective accommodation of interests and abilities)
E.	Other Recommendation and Comments: For the 2010-2011 school year you indicated that the Gender Equity Committee met 3 times all in the month of March. It is recommended that the committee meet once during each of the Sports Seasons (Fall/Winter/Spring). With the figures that are given it appears that Madison Southern is passing Test 1 and Test 3. Minutes of the 2010-2011 Gender Equity Committee Meetings need to be sent to the KHSAA by October 1, 2011. A major area of concern still exists with the T-35 and T-36 report that reflects a continued RED FLAG area. Progress was being made but this year's report indicates a the school has taken a step backwards in overall spending between boys and girls per-athlete spending.

- 207-2008 there was \$277.00 more spent per male athlete
- 2008-2009 there was \$323.51 more spent per male athlete
- 2009-2010 there was \$115.50 more spent per male athlete
- 2010-2011 there was \$243.31 more spent per male athlete

Madison Southern is a school that has basically the same number of females enrolled as it does males. With the figures given in this report the school has more female participation in athletics than boys but the spending in no way reflects this. It is **HIGHLY RECOMMENDED** that the Gender Equity Committee meet immediately and set fort a step by step corrective action that will bring Madison Southern back into compliance in regard to spending. When you are a football spending school these figures will never be equal but when the difference in spending is more than \$100.00 for male/female spending a potential RED FLAG is present. With this being a four year issue immediate action needs to take place.

KHSAA Emailer

select ademail as email_address,school as email_name from KHSAA_Schools,KHSAA.KHSAA_new_email_checked_schools where KHSAA_Schools.id=KHSAA.KHSAA_new_email_checked_schools.id AND KHSAA_new_email_checked_schools.user="dbilberry@khsaa.org" AND member="T" and (ademail is not null and ademail <> "") order by school

select prinemail as email_address,school as email_name from KHSAA_Schools,KHSAA.KHSAA_new_email_checked_schools where KHSAA_Schools.id=KHSAA.KHSAA_new_email_checked_schools.id AND KHSAA_new_email_checked_schools.user="dbilberry@khsaa.org" AND member="T" and (prinemail is not null and prinemail <> "") order by school

select superemail as email_address,school as email_name from KHSAA_Schools,KHSAA.KHSAA_new_email_checked_schools where KHSAA_Schools.id=KHSAA.KHSAA_new_email_checked_schools.id AND KHSAA_new_email_checked_schools.user="dbilberry@khsaa.org" AND member="T" and (superemail is not null and superemail <> "") order by school

- Below is a simulation of how your email will appear.
- You can manually modify the list of addressees in the "To:" box by deleting undesired addressees or adding new ones, one per line.
- You can modify the email subject in the "Subject:" box.
- When you're ready to send your email press the "Send" button. Do not close your browser window while emails are being sent.

From:	Darren Bilberry <dbilberry@khsaa.org>
To:	"Madison Southern"<doug.sallee@madison.kyschools.us> "Madison Southern"<david.gilliam@madison.kyschools.us> "Madison Southern"<tommy.floyd@madison.kyschools.us> gbocock@khsaa.org coachbo@newwavecomm.net
Subject:	2010-2011 Title IX Annual Report Status Report
<input type="button" value="Send Email"/>	
<p>Enclosed please find a copy of Form T-65, the <u>2010-2011 KHSAA Title IX Annual Submission Status Report</u>. In addition, you may find an attachment with corrected copies of the forms submitted by your school personnel.</p> <p>Also, KHSAA Audit Team Members may have requested the resubmission of some of the 2010-2011 Annual Report Forms or need additional information on your athletic programs. Please submit this information by the date requested if this is applicable. Copies of all KHSAA Title IX documents must be kept current and included in your permanent Title IX File at the school. All documents are subject to Open Records Requests.</p> <p>Should you need any further information, please do not hesitate to contact the appropriate Title IX Auditor listed on the T-65 form or Darren Bilberry at anytime. Thank You.</p>	
<p>--- Darren Bilberry Assistant Commissioner Kentucky High School Athletic Association Telephone- 859-299-5472 Fax: 859-293-5999 E-Mail: dbilberry@khsaa.org</p>	

- attachment; filename="Madison Southern.doc"

Copyright © 2001-2011 Kentucky High School Athletic Association (KHSAA), all rights reserved
This page is for the exclusive use of the KHSAA. Other use is strictly prohibited. Usage is monitored



Darren Bilberry <dbilberry@khsaa.org>

Copy: Southern Madison HS 2010-2011 Title IX Annual Report Status Repo

1 message

Thu, Jul 14, 2011 at 9:58 AM

Darren Bilberry <dbilberry@khsaa.org>

To: Darren Bilberry <dbilberry@khsaa.org>

Enclosed please find a copy of Form T-65, the 2010-2011 KHSAA Title IX Annual Submission Status Report. In addition, you may find an attachment with corrected copies of the forms submitted by your school personnel.

Also, KHSAA Audit Team Members may have requested the resubmission of some of the 2010-2011 Annual Report Forms or need additional information on your athletic programs. Please submit this information by the date requested if this is applicable. Copies of all KHSAA Title IX documents must be kept current and included in your permanent Title IX File at the school. All documents are subject to Open Records Requests.

Should you need any further information, please do not hesitate to contact the appropriate Title IX Auditor listed on the T-65 form or Darren Bilberry at anytime. Thank You.

--
Darren Bilberry
Assistant Commissioner
Kentucky High School Athletic Association
Telephone- 859-299-5472
Fax: 859-293-5999
E-Mail: dbilberry@khsaa.org

ar

 **Madison Southern.doc**
69K

e



**KENTUCKY HIGH SCHOOL ATHLETIC ASSOCIATION
2010-2011 ANNUAL VERIFICATION OF TITLE IX PROCEDURES**

KHSAA Form GE19
Rev. 10/10

(To be submitted by April 15, 2011 along with other required forms)

APR 14 2011

The Madison Southern High School, Berea, Kentucky
(Name of High School) (City)

certifies to the Kentucky High School Athletic Association that the following is an accurate and true representation of the facts surrounding compliance with 20 U.S.C. Sections 1681-1688, et. Seq. (also known as Title IX). I certify the following provisions in accordance with records at the school contained in the permanent Title IX file, at least one copy of which must be maintained in the Principal's office, and to the best of my knowledge have completed the following tasks:

I. Established a gender equity committee at the high school. (List committee personnel and provide attachment if necessary)

Name	Address	Phone	Title (Supt., Principal, Student, Parent, Coach, Etc.)
David Gilliam	279 Glades Rd. Berea	859-624-6148	Principal
Doug Sallee	279 Glades Rd. Berea	859-624-6148	Athletic Director
Randy Neeley	550 S. Keeneland Dr. Richmond	859-624-4500	District AD
Jennifer Allen	400 Koa Ct. Berea	859-661-2772	Asst. VB Coach
Jon Clark	912 Seneca Park Lexington	317-691-1495	Head FB Coach
Summer Simmons	235 E. Haiti Rd. Berea	859-582-6159	Head Girls BB
Shane Buttry	156 Eastside Rd. Berea	859-302-1939	Head Boys BB
Margaret Tilsley	P.O. Box 331, Berea	859-582-0659	Bowling Coach
Doug Carter	117 Mockingbird Hill Richmond	859-200-6092	Parent
Tracie Lainhart	111 Grant Dr. Berea	859-328-9102	Parent
Mary Mullins	142 Raven Dr. Berea	859-624-4264	Student Athlete
Brandon McGuire	208 Goldenhead Dr. Berea	859-986-3006	Student Athlete

II. Scheduled a minimum of three meetings during the 2010-2011 school year on the following dates:

March 7, 2011
March 14, 2011
March 21, 2011

III. Designated the following person(s) as the Title IX coordinator for the school:


Name	Title	Address	Phone
Doug Sallee	Athletic Director	1024 Royal Crest, Richmond	859-624-1577

IV. Designated the following person(s) as the Title IX coordinator for the district:


Name	Title	Address	Phone
Randy Neeley	Title IX Coordinator	See Above	859-624-4500


School personnel are continuing to make periodic reviews of the boys' and girls' athletics program reflected in the Corrective Action Plan.

In addition to the above information, the above referenced school maintains a complete permanent file relative to Title IX records including copies of the self-assessment audit, all corrective action plans, and other related materials.


 Principal's Signature

4/12 2011
 Date


 Superintendent Signature


 School Board Chairpersons' Signature



**ACCOMMODATION OF INTERESTS AND ABILITIES
SUMMARY PROGRAM CHART (Form T-1)**

Participation Opportunities: Test One - Proportionality

		(Column 1)	(Column 2)	(Column 3)	(Column 4)
	Program	Enrollment	Percentage of Total Enrollment	Number of Interscholastic Participants (double and triple count)	Percentage of Total Participation
Row 1	GIRLS	511	49.9	208	51.9
Row 2	BOYS	514	50.1	193	48.1
Row 3	Totals	1025	100%	401	100%

Instructions:

*Number of 8th grade students & below used in Column 3 and Column 4 calculations: 21

- Determine the total number of girls enrolled, (place in Row 1, Column 1). Determine the total number of boys enrolled, (place in Row 2, Column 1).
- Add the total number of girls and boys enrolled to determine total enrollment, (place in Row 3, Column 1).
- Calculate the percentage of total enrollment that is female. (Divide Row 1, Column 1 by Row 3, Column 1 and place in Row 1, Column 2.) Calculate the percentage of total enrollment that is male. (Divide Row 2, Column 1 by Row 3, Column 1 and place in Row 2, Column 2.) Note: Row 1, Column 2 plus Row 2, Column 2 should total 100%.
- Ask coaches to confirm the names of those individuals who are on the team as of the first **date of regular season competition**, and cross out the names of those who were cut from the team or quit the team prior to the first regular season competitive event. Determine the total number of interscholastic athletics participants that are girls, (and place in Row 1, Column 3). In order to determine the total number of athletics participants, an individual should be counted each time he or she participates on a team. For example, if Jane Doe competes on the varsity volleyball team, the junior varsity volleyball team, the junior varsity basketball team, and the varsity softball team, she should be counted as four participants (**do not include club or intramural sports participants, cheerleaders, dance teams, or pom squads**). Calculate the same way for boys and girls. * In addition, should 8th grade students and below play on a Freshman, Junior Varsity, or Varsity team, they should also be counted for each team and sport on which they participate. If applicable, please asterisk in the above notation as to how many 8th grade students & below are included in the totals.
Using the same procedure, determine the total number of interscholastic athletic participants that are boys, (and place in Row 2, Column 3). Add Row 1, Column 3 plus Row 2, Column 3 to get total participants and place in Row 3, Column 3.
- Calculate the percentage of female participation. (Row 1, Column 3 divided by Row 3, Column 3 and place in Row 1, Column 4.) Calculate the percentage of male participation. (Row 2, Column 3 divided by Row 3, Column 3 and place in Row 2, Column 4.) Note: Row 1, Column 4 plus Row 2, Column 4 should total 100%.

Note: While being within three percent is not a formal compliance standard, if the percent listed in Row 1, Column 4 is within 3% of Row 1, Column 2, then it provides a good target within which compliance is likely.

Principal's Signature: _____

Date: 4-12-11




2010-2011
ACCOMMODATION OF INTERESTS AND ABILITIES
SUMMARY PROGRAM CHART (FORM T-2)
PARTICIPATION OPPORTUNITIES: TEST TWO - PROGRAM
EXPANSION

KHSAA Form T2
Rev. 10/10

		Column 1	Column 2	Column 3	Column 4	Column 5
Program		Number of Teams Currently Offered	Number of Participants	Number of Teams Added Since the beginning of the 2006-2007 School Year	Current Number of Participants for the 2010-2011 school year who are playing on teams added since the 2006-2007 School Year	Percent of Total Participation By Sex Added Since the beginning of the 2006-2007 School Year
GIRLS Row 1	varsity:	9	122	1	9	
Row 2	j.v.:	4	68	0	0	
Row 3	frosh:	2	18	0	0	
Row 4	total:	15	208	1	9	4.3%
BOYS Row 5	varsity:	9	119	1	9	
Row 6	j.v.:	4	64	0	0	
Row 7	frosh:	1	10	0	0	
Row 8	total:	14	193	1	9	4.7%

- 1) For Column 1, list the number of interscholastic teams offered for girls and boys at each competitive level (varsity, junior varsity, and freshman). For girls, total each of the entries in Rows 1, 2, and 3 into Row 4. For boys, total Rows 5, 6, and 7 into Row 8.
- 2) For Column 2, list the number of participants at each level. For girls, total each of the entries in Rows 1, 2, and 3 into Row 4. For boys, total Rows 5, 6, and 7 into Row 8. Note: The totals in Row 4 for girls and in Row 8 for boys must be the same as the totals in Form T-1, Column 3, Rows 1 and 2 respectively.
- 3) For Column 3, list the number of interscholastic teams that have been added in the last five years at each competitive level. Count each team added during the 5 year period only one time. e.g. Girl's junior varsity soccer was added 3 years ago, count the team only once, not 3 times. For girls, total the entries in Rows 1, 2, and 3 into Row 4. For boys, total Rows 5, 6, and 7 into Row 8.
- 4) For Column 4, list the number of participants that are currently on each level of the teams that were added in the last five years. If a team was added previously but no longer exists, there are no current participants to be added for that team. For girls, total the entries in Rows 1, 2, and 3 into Row 4. For boys, total Rows 5, 6, and 7 into Row 8.
- 5) For Column 5, calculate the percentage of participants that have been added in the last five years. For girls, take the number in Column 4, Row 4 and divide by the number in Column 2, Row 4. For boys, take the number in Column 4, Row 8 and divide it by the number in Column 2, Row 8.
- 6) **Note: If the percentage of current participants added in the last five years is 25% or greater for the underrepresented sex (most likely girls), compliance with Test Two may be possible. If less than 25%, then compliance with Test Three should be analyzed. CAUTION: 25% is not a formal compliance standard.**

Principal's Signature:  Date: 4-12-11



**2010-2011
ACCOMMODATION OF INTERESTS AND ABILITIES
SUMMARY PROGRAM CHART (FORM T-3)**

KHSAA Form T3
Rev. 10/10

Participation Opportunities Test Three Full Accommodation

FOR ANY QUESTION ANSWERED "YES" IDENTIFY THE RESPECTIVE SPORT(S).

	GIRLS (Yes / No)		BOYS (Yes / No)
1. Based on the responses from your most recent student survey, is there sufficient interest to form a viable interscholastic team for a sport not currently offered? If yes, what sport?	Yes Bowling, Archery		Yes Wrestling, Bowling, Archery
2. For a sport not currently offered at the varsity level, is there sufficient interest based on your most recent Student Interest Survey to form a viable team for an interscholastic freshman team or junior varsity team?	No		Yes Freshman Football
3. For a sport currently offered at the interscholastic Junior Varsity or freshmen level, is there sufficient interest, based on your most recent Student Interest Survey, to form a varsity team?	No		No
4. If you answered YES to question (1), (2), or (3), are there enough high schools in the geographic area offering the sport (at the appropriate level) to allow for the development of a reasonable schedule of competition?	Yes		Yes
5. If you answered YES to question (1), (2), (3), or (4), are there enough high schools in the geographic area offering the sport (at the appropriate level) to allow for the development of a reasonable schedule of competition?	Yes		Yes

Remember, test three – full accommodation means addressing the unmet interest of the underrepresented sex (most likely girls), not the overrepresented sex (most likely boys).


Plans to Address Interest:

Girls and Boys Swimming Teams were added this year.

We will start a Bowling Team for interscholastic competition next year. Both girls and boys are currently participating on our Bowling Team as a club sport.

We also plan to start a Wrestling Team next year.

We would also start an Archery Team as soon as it is declared a sanctioned sport. Both girls and boys currently participate on an Archery Team as a club sport.

Principal's Signature:  Date: 4-12-11



2010-2011
ACCOMMODATION OF INTERESTS AND ABILITIES
SUMMARY PROGRAM CHART (FORM T-4)

KHSAA :Form T4
Rev.10/10

Levels of Competition Test One

		Column 1	Column 2	Column 3
Girls	Team Levels	Number of Teams Currently Offered	Number of Participants	Percentage of Participants at Each Level
Row 1	varsity:	9	122	58.7%
Row 2	j.v.:	4	68	32.7%
Row 3	frosh:	2	18	8.6%
Row 4	total:	15	208	100%
Boys				
Row 5	varsity:	9	119	61.7%
Row 6	j.v.:	4	64	33.2%
Row 7	frosh:	1	10	5.1%
Row 8	total:	14	193	100%

- 1) Column 1, list the number of interscholastic teams offered for girls and boys at each competitive level; varsity, junior varsity, and freshman. (Refer to Form T-2, Accommodation of Interests and Abilities, Summary Program Chart 2, Column 1.)
- 2) For Column 2, list the number of participants at each level. For girls, total the entries in Rows 1, 2, and 3 into Row 4. For boys, total the entries in Rows 5, 6, and 7 into Row 8. (Refer to Form T-2, Accommodation of Interests and Abilities, Summary Program Chart 2, Column 2.)
- 3) For Column 3, calculate the percentage of female and male participants at each level.
For girls' varsity, junior varsity, and frosh, respectively:
 - Divide Column 2, Row 1 by Column 2, Row 4, and place the percentage in Column 3, Row 1
 - Divide Column 2, Row 2 by Column 2, Row 4, and place the percentage in Column 3, Row 2.
 - Divide Column 2, Row 3 by Column 2, Row 4, and place the percentage in Column 3, Row 3.For boys' varsity, junior varsity, and frosh, respectively:
 - Divide Column 2, Row 5 by Column 2, Row 8, and place the percentage in Column 3, Row 5.
 - Divide Column 2, Row 6 by Column 2, Row 8, and place the percentage in Column 3, Row 6.
 - Divide Column 2, Row 7 by Column 2, Row 8, and place the percentage in Column 3, Row 7.

Principal's Signature: _____

Date: 4-12-11



**2010-2011
ACTUAL EXPENDITURES - PROGRAM COMPARISON CHART 1 --(FORM T-35)
TO INCLUDE BOOSTER CLUB FUNDING**

KHSAA Form T35
REV. 10/10

Sports	Equipment and Supplies		Travel		Awards		Coaches' salaries (to include supplemental and extended employment; dollar amount required)		Facilities improvements		Publications (if sport-specific)	
	Expenditures		Expenditures		Expenditures		Expenditures		Expenditures		Expenditures	
	School	Booster	School	Booster	School	Booster	School	# Coaches for all levels / # Teams for all levels	School	Booster	School	Booster
G basketball	3123	160	4754	650	0	597	33,747	5/3	2748	0	499	0
B basketball	2639	32	3634	1028	0	1654	32,029	5/3	2748	0	499	0
G softball	2077	4825	3288	453	0	0	4889	4/2	2748	0	0	0
B baseball	408	9684	4003	1312	0	255	4889	4/2	2748	269	0	0
G cross country	5	0	648	0	0	0	656	1/1	2748	0	95	0
B cross country	5	0	648	0	0	0	656	1/1	2748	0	95	0
G golf	805	0	2590	0	0	0	1535	1/1	2748	0	95	0
B golf	805	0	2331	0	0	0	1535	1/1	2748	0	95	0
G soccer	100	2012	2849	2100	0	2862	8268	3/2	2965	123	155	0
B soccer	2217	219	3367	244	0	1600	6473	2/2	2965	273	95	0
G swimming	N/A	N/A	N/A	N/A	N/A	N/A	N/A	N/A	N/A	N/A	N/A	N/A
B swimming	N/A	N/A	N/A	N/A	N/A	N/A	N/A	N/A	N/A	N/A	N/A	N/A

1. Total expenditures on T-35 and T-36 on the 2010-2011 year report due by April 15, 2011 of each school year, should reflect the total monies spent (rounded off to nearest dollar) for the entire school year of 2009-2010 ending June 30, 2010.

2. Booster Club Funding/Contributions must be included in the above expenditures total. (Note: It is illegal for coaches to be paid by Booster Clubs - Reference KHSAA Bylaw 27)

Principal's Signature: _____

Date: 4-12-11



ACTUAL EXPENDITURES - PROGRAM COMPARISON CHART 2 - (Form T36)
TO INCLUDE BOOSTER CLUB FUNDING

Sports	Equipment and supplies		Travel		Awards		Coaches' salaries (to include supplemental and extended employment; dollar amount required)		Facilities improvements		Publications (if sport-specific)	
	Expenditures		Expenditures		Expenditures		Expenditures		Expenditures		Expenditures	
	School	Booster	School	Booster	School	Booster	School	# Coaches for all levels / # Teams for all levels	School	Booster	School	Booster
G track	1127	0	907	0	0	0	2364	2/2	2748	0	0	0
B track	558	0	907	0	0	0	2364	2/2	2748	0	0	0
G tennis	5	0	1166	0	0	0	1300	1/1	2748	0	0	0
B tennis	5	0	1166	0	0	0	1300	1/1	2748	0	0	0
G volleyball	100	5051	4403	0	0	63	6719	3/3	2748	200	180	0
B wrestling	NA	NA	NA	NA	NA	NA	NA	NA	NA	NA	NA	NA
G (list sport)	NA	NA	NA	NA	NA	NA	NA	NA	NA	NA	NA	NA
B football	5969	917	3375	1184	0	482	41,699	9/2	2748	0	233	0
G (list sport)	NA	NA	NA	NA	NA	NA	NA	NA	NA	NA	NA	NA
B (list sport)	NA	NA	NA	NA	NA	NA	NA	NA	NA	NA	NA	NA

1. Total expenditures on T-35 and T-36 on the 2010-2011 year report due by April 15, 2011, should reflect the total monies spent (rounded off to nearest dollar) for the entire school year of 2009-2010 ending June 30, 2010.

2. Booster Club Funding/Contributions must be included in the above expenditures totals. Indicate percentage of total expenditures for each gender: (if disparities are obvious, list on your Corrective Action Plan (T-60) what action you will take to correct the problem.)

Gender	Expenditures	Percentage
Boys	\$165,612	56.43%
Girls	\$127,875	43.57%
Total:	\$293,487	100%

858.09
614.78
243.31

Principal's Signature: *[Signature]* Date: 4-12-11 #243.31



2010-2011 KHSAA TITLE IX ATHLETICS AUDIT (Form T-41)
Checklist - Overall Interscholastic Athletics Program

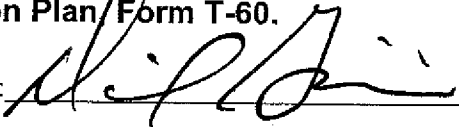
KHSAA Form T41
Rev. 10/10

DIRECTIONS:

For the Areas of Compliance (Opportunities and Benefits) listed on the left hand side of the page, place a checkmark under the appropriate column identifying whether your school provided an advantage to the Girls' Program, or to the Boys' Program or to Neither Program. A review of T-35 and T-36 spending patterns might be helpful in completing this form.

Areas of Compliance:	ADVANTAGE TO:		
	GIRLS' PROGRAM	BOYS' PROGRAM	NEITHER PROGRAM
OPPORTUNITIES			
Accommodation of Interest and Abilities			X
BENEFITS			
Equipment and Supplies			X
Scheduling of Games and Practice Time			X
Travel and Per Diem Allowances			X
Coaching			X
Locker Rooms, Practice and Competitive Facilities			X
Medical and Training Facilities and Services			X
Publicity			X
Support Services			X
Housing and Dining			N/A
Tutoring			N/A
Athletic Scholarships			N/A

If an advantage/inequity is indicated, corrective action should be shown on the Corrective Action Plan Form T-60.

Principal's Signature: 

Date: 4-12-11



SCHOOL NAME Madison Southern


**2010-2011 TITLE IX
CORRECTIVE ACTION PLAN
(FORM T-60)**

DIRECTIONS:

1. For Column 1, indicate the intended area (Opportunities or Benefits) which needs corrective action in order to achieve gender equity. For Column 2, write the suggested change or activities that will correct the area in need of alteration. For Column 3, include the estimated completion date for the changes or activities.
2. It is possible to attain compliance with Title IX and no longer need "corrective" action. However, the KHSAA strongly encourages compliant schools to identify items for improvement (Column 1), activities to accomplish the improvement (Column 2) and a timetable for completion (Column 3) that will strengthen the athletic program.
3. You may copy this form as needed. Please attach corrective action plans along with audit forms and submit by April 15, 2011.

COLUMN 1	COLUMN 2	COLUMN 3
SPECIFIC ITEM FOR CORRECTION/IMPROVEMENT	PLAN FOR SUGGESTED CHANGE	START DATE AND COMPLETION DATE OF CORRECTIVE ACTION
Actual Expenditures -- Equalize award spending between girls and boys sports.	Have similar sports plan banquets so as to have the same types of means and awards from the same vendors.	August 2010 / June 2012
Actual Expenditures -- Increase booster spending for girl's sports.	Encourage girl's teams to travel for overnight trips. Encourage girl's teams to utilize more team meals.	August 2010 / June 2012

Principal's Signature: *[Signature]* Date: 4-12-11



**KHSAA TITLE IX
ANNUAL REPORT SUBMISSION
STATUS REPORT
2009-2010**

KHSAA
Form T65
Revised 4/09

TO: KHSAA Member School Superintendents, Principals, and Athletic Directors

FROM: Brigid L. DeVries, Commissioner
Darren Bilberry, Assistant Commissioner

DATE: June 14, 2010

School	Madison Southern High School	Reviewed by	Gordon Bocock
--------	------------------------------	-------------	---------------

The following is a status report regarding the required 2009 - 2010 Title IX Annual Report submission of forms due into the KHSAA office by April 15, 2010. Appropriate KHSAA Audit Team personnel have reviewed these forms and the following is a summary of this review.

I. Checklist of Forms properly submitted in a satisfactory manner:

X	GE 19 (Annual Verification)	X	T-35 (Budget Expenses)
X	T-1 (Summary Program Chart 1)	X	T-36 (Budget Expenses)
X	T-2 (Summary Program Chart 2)	X	T-41 (Checklist – Overall Interscholastic Program)
X	T-3 (Summary Program Chart 3)	X	T-60 (Corrective Action Plan)
X	T-4 (Summary Program Chart 4)	X	T-63 (Interscholastic Survey Results)

II. Status

A.	X	2009– 2010 Forms are satisfactory and no further information or action is necessary at this time.
B.		Errors have been noted with respect to the following forms:
C.		The following forms were omitted and must be submitted by school representatives:
D.		<p>According to the 2009-2010 data, the school appears to be meeting the standards established in:</p> <p><input checked="" type="checkbox"/> Test 1 (Athletic participation is proportionate to enrollment)</p> <p><input type="checkbox"/> Test 2 (History and continuing practice of program expansion)</p> <p><input type="checkbox"/> Test 3 (Full and effective accommodation of interests and abilities)</p>
E.		<p>Other Recommendation and Comments:</p> <p>According to the figures given in this report it appears that Madison Southern is passing Test 1. On Test 3 there was only a 76.1% return on the Student Interest Survey. Since an 80% return is needed to be in compliance in this area the school can't be considered passing the test.</p> <p>The Gender Equity Committee needs to continue to stay on top of the students interest in Swimming and Wrestling. Make sure that you document in your committee minutes all the efforts taken to see if this interest is genuine.</p> <p>The Gender Equity Committee needs to continue to monitor the Awards Spending as there are still differences noted. There are concerns regarding the Track and Tennis</p>

	<p>teams received no funds for awards, banquets, etc.</p> <p>The area that is the biggest concern with the Athletic Program at Madison Southern is that of budget issues. Although it is noted that progress is being made in this area it is HIGHLY RECOMMENDED that the Gender Equity Committee continue to meet and look at this potential RED Flag situation . . .</p> <ul style="list-style-type: none">• 2007-2008 there was \$277.00 more spent per male athlete• 2008-2009 there was \$323.51 more spent per male athlete• 2009-2010 there was \$115.50 more spent per male athlete <p>The Gender Equity Committee needs to get all the figures on renovation together and break down the boys and girls upgrades and this may well change some of these figures and help put a Corrective Plan together to bring the school back into compliance in the matter of overall spending.</p>
--	-----------------------------------------------------------------------------------------------------------------------------------------------------------------------------------------------------------------------------------------------------------------------------------------------------------------------------------------------------------------------------------------------------------------------------------------------------------------------------------------------------------------------------------------------------------------------------------------------------------------------------------------------------------------------------------------------------------------------------------------------------------------------------------------------------------------------------------------------------------------------------------------------------------------------------------------